

CIC 2014 CCI

December 2-4
2 - 4 décembre
OTTAWA

**Canadian Immunization Conference
Conférence canadienne sur l'immunisation**

**Using Health Care Equity Audits to
Improve Childhood Immunization
Coverage Rates in Vulnerable Populations**

Shovita Padhi MD MPH FRCPC

Deputy Medical Health Officer

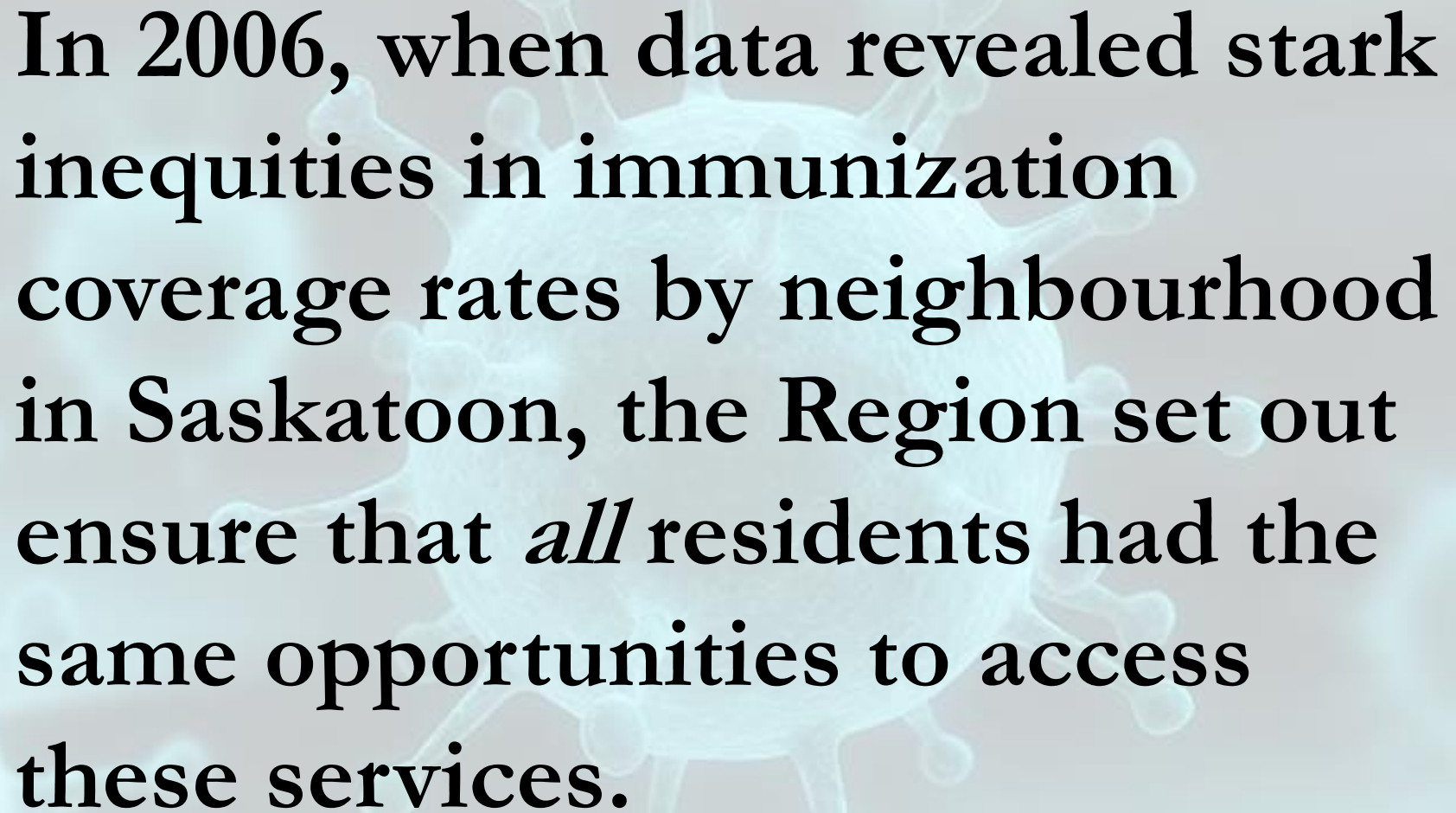
Saskatoon Health Region

December 4th, 2014

Disclosure Statement

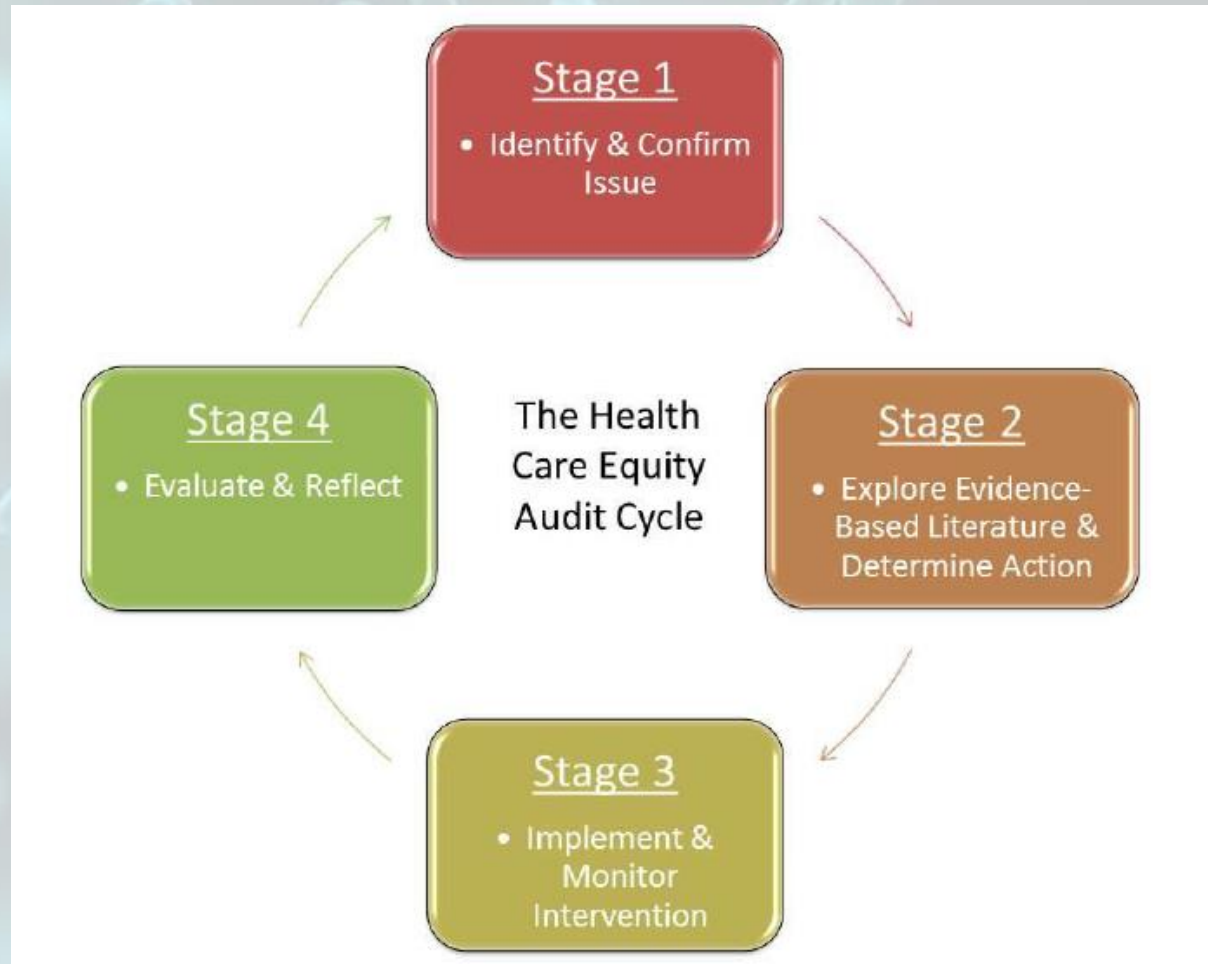


- I have no affiliation (financial or otherwise) with a pharmaceutical, medical device or communications organization.



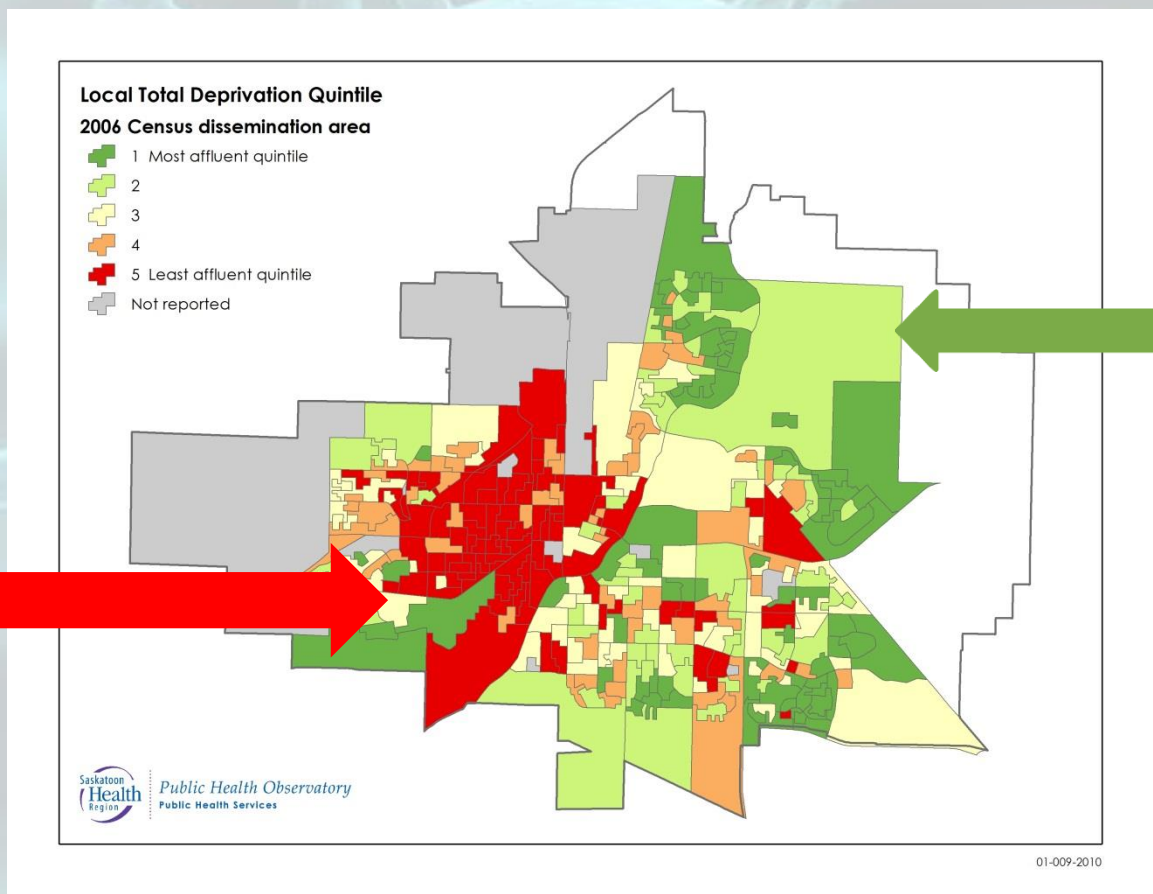
In 2006, when data revealed stark inequities in immunization coverage rates by neighbourhood in Saskatoon, the Region set out ensure that *all* residents had the same opportunities to access these services.

The Health Care Equity Audit Cycle



Stage 1 – Identify and Confirm

50.8%
Coverage for
MMR at 2 years
Highest
Deprived
Neighbourhoods



77.5%
Coverage for
MMR at 2 years
Lowest Deprived
Neighbourhoods

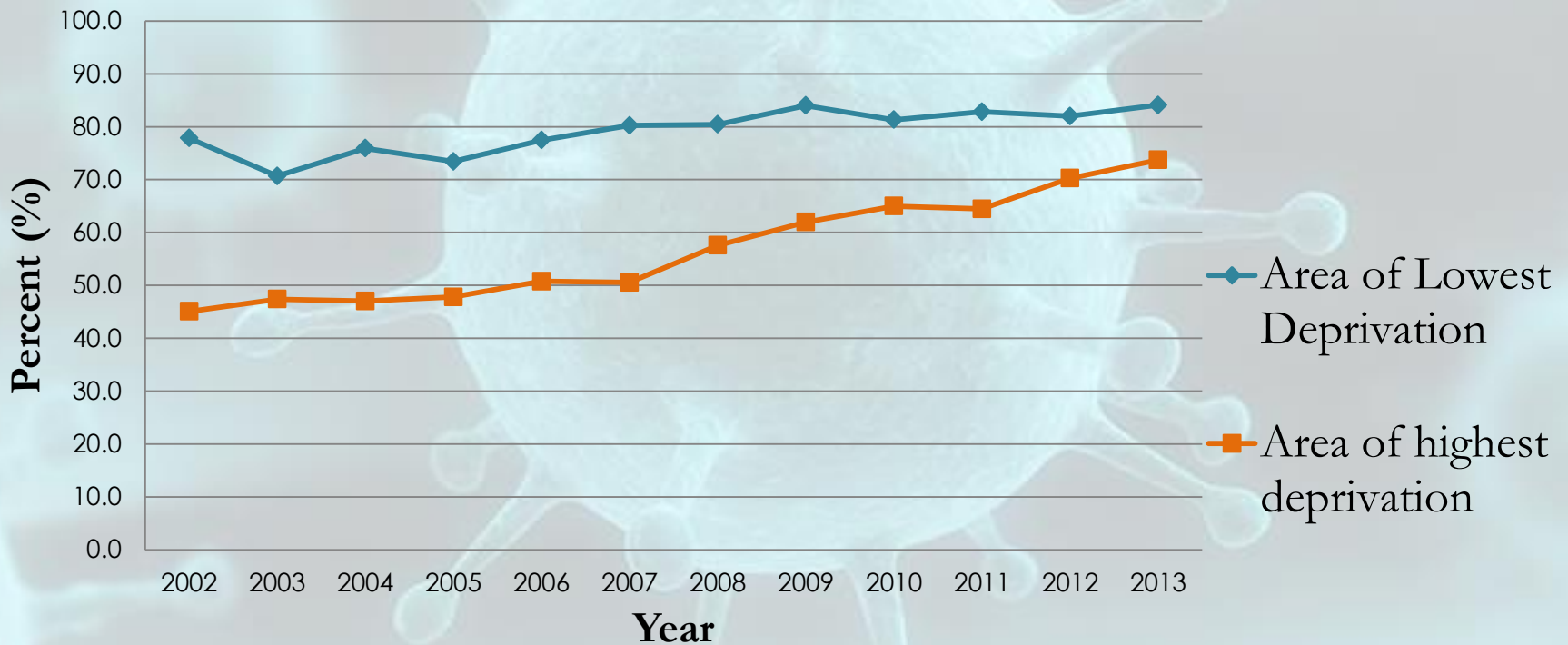
Stages 2 and 3 – Explore and Implement

- **Phone/Mail reminders**
- **New clinic in most deprived neighbourhoods**
- **Expanded clinic hours**
- **Increased drop-in clinics**
- **Automated reminder system**
- **Transportation assistance**
- **Home immunizations**
- **Increased translation services**
- **LEAN management**
- **Incentives via inter-sectoral partnerships**



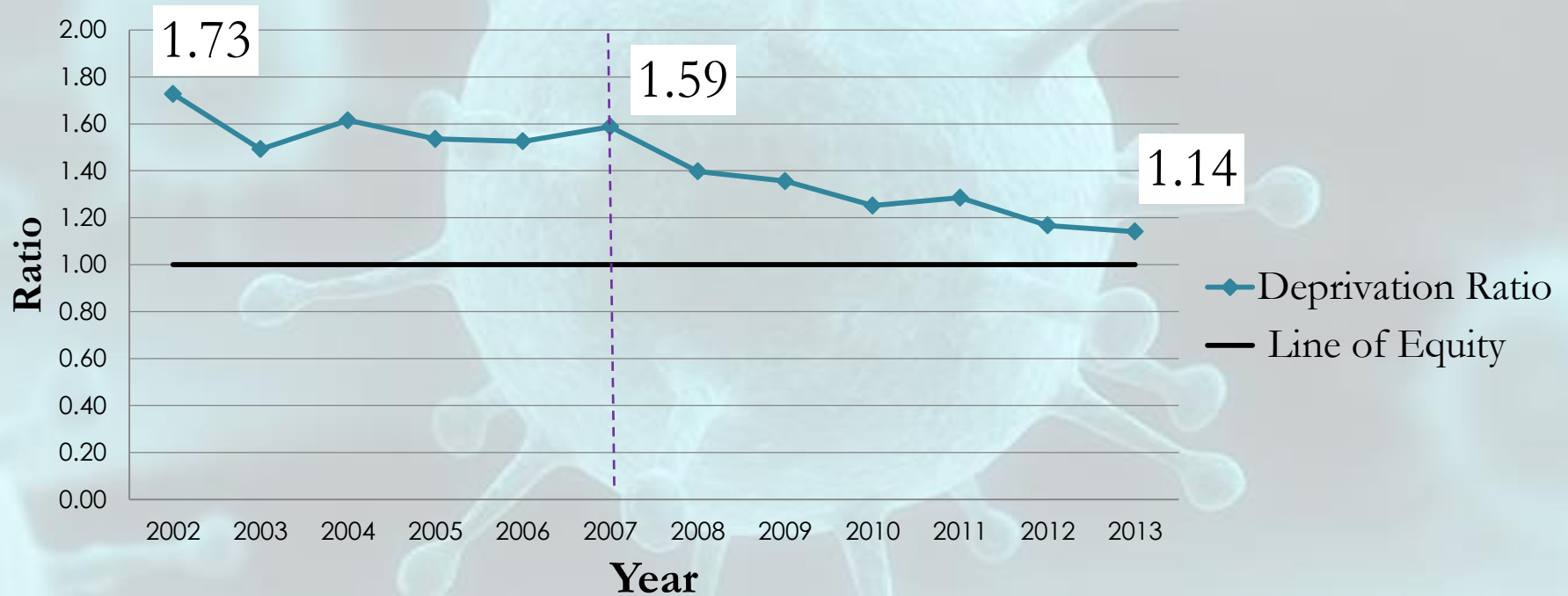
Stages 3 and 4 – Monitor and Evaluate

Coverage Rates for Two-Year-Old (2 doses) Measles, Mumps, Rubella (MMR) by Areas of Highest and Lowest Deprivation, Saskatoon, 2002 to 2013



Source: SIMS

Immunization Disparity Ratio for Measles, Mumps, Rubella between Quintiles 1 and 5, Saskatoon, 2002 to 2013



Source: SIMS

Limitations

- **Need new resources or reallocate current resources to implement HCEA → may further inequities in other areas**
- **Disparity is area based not individual based because we do not have sociodemographic data → working on this**
- **SIMS does not capture everyone**

Summary

- **HCEA cycle helped narrow inequity in immunization coverage between 2007 and 2013 where the disparity ratio for MMR coverage at age two decreased from 1.59 to 1.14**
- **MMR coverage at age two also improved in the Region overall with the most dramatic increases in the most deprived areas of the city (50.4% in 2007 to 73.7% in 2013)**

Acknowledgements



- Dr. Cory Neudorf
- Dr. Julie Kryzanowski
- Dr. Cristina Ugolini
- Suzanne Mahaffey
- Sarah Skanderbeg
- Karen Grauer
- Public Health Observatory: Terry Dunlop, Judith Wright, Josh Marko
- Public Health Nurses, Office Administrators and Community Program Builders
- Community Partners: CHEP, Pleasant Hill School, W.P. Bate School, Mayfair United Church, St. Thomas Wesley Church



Thank you!

Questions?